

PPP Authentication Protocols

Status of this Memo

This RFC specifies an IAB standards track protocol for the Internet community, and requests discussion and suggestions for improvements. Please refer to the current edition of the "IAB Official Protocol Standards" for the standardization state and status of this protocol. Distribution of this memo is unlimited.

Abstract

The Point-to-Point Protocol (PPP) [1] provides a standard method of encapsulating Network Layer protocol information over point-to-point links. PPP also defines an extensible Link Control Protocol, which allows negotiation of an Authentication Protocol for authenticating its peer before allowing Network Layer protocols to transmit over the link.

This document defines two protocols for Authentication: the Password Authentication Protocol and the Challenge-Handshake Authentication Protocol. This memo is the product of the Point-to-Point Protocol Working Group of the Internet Engineering Task Force (IETF). Comments on this memo should be submitted to the ietf-ppp@ucdavis.edu mailing list.

Table of Contents

1. Introduction	2
1.1 Specification Requirements	2
1.2 Terminology	3
2. Password Authentication Protocol	3
2.1 Configuration Option Format	4
2.2 Packet Format	5
2.2.1 Authenticate-Request	5
2.2.2 Authenticate-Ack and Authenticate-Nak	7
3. Challenge-Handshake Authentication Protocol.....	8
3.1 Configuration Option Format	9
3.2 Packet Format	10
3.2.1 Challenge and Response	11
3.2.2 Success and Failure	13

SECURITY CONSIDERATIONS	14
REFERENCES	15
ACKNOWLEDGEMENTS	16
CHAIR'S ADDRESS	16
AUTHOR'S ADDRESS	16

1. Introduction

PPP has three main components:

1. A method for encapsulating datagrams over serial links.
2. A Link Control Protocol (LCP) for establishing, configuring, and testing the data-link connection.
3. A family of Network Control Protocols (NCPs) for establishing and configuring different network-layer protocols.

In order to establish communications over a point-to-point link, each end of the PPP link must first send LCP packets to configure the data link during Link Establishment phase. After the link has been established, PPP provides for an optional Authentication phase before proceeding to the Network-Layer Protocol phase.

By default, authentication is not mandatory. If authentication of the link is desired, an implementation **MUST** specify the Authentication-Protocol Configuration Option during Link Establishment phase.

These authentication protocols are intended for use primarily by hosts and routers that connect to a PPP network server via switched circuits or dial-up lines, but might be applied to dedicated links as well. The server can use the identification of the connecting host or router in the selection of options for network layer negotiations.

This document defines the PPP authentication protocols. The Link Establishment and Authentication phases, and the Authentication-Protocol Configuration Option, are defined in The Point-to-Point Protocol (PPP) [1].

1.1. Specification Requirements

In this document, several words are used to signify the requirements of the specification. These words are often capitalized.

MUST

This word, or the adjective "required", means that the definition is an absolute requirement of the specification.

MUST NOT

This phrase means that the definition is an absolute prohibition of the specification.

SHOULD

This word, or the adjective "recommended", means that there may exist valid reasons in particular circumstances to ignore this item, but the full implications should be understood and carefully weighed before choosing a different course.

MAY

This word, or the adjective "optional", means that this item is one of an allowed set of alternatives. An implementation which does not include this option **MUST** be prepared to interoperate with another implementation which does include the option.

1.2. Terminology

This document frequently uses the following terms:

authenticator

The end of the link requiring the authentication. The authenticator specifies the authentication protocol to be used in the Configure-Request during Link Establishment phase.

peer

The other end of the point-to-point link; the end which is being authenticated by the authenticator.

silently discard

This means the implementation discards the packet without further processing. The implementation **SHOULD** provide the capability of logging the error, including the contents of the silently discarded packet, and **SHOULD** record the event in a statistics counter.

2. Password Authentication Protocol

The Password Authentication Protocol (PAP) provides a simple method for the peer to establish its identity using a 2-way handshake. This is done only upon initial link establishment.

After the Link Establishment phase is complete, an Id/Password pair is repeatedly sent by the peer to the authenticator until authentication is acknowledged or the connection is terminated.

PAP is not a strong authentication method. Passwords are sent over the circuit "in the clear", and there is no protection from playback

or repeated trial and error attacks. The peer is in control of the frequency and timing of the attempts.

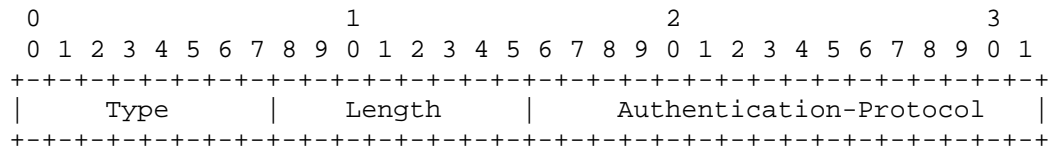
Any implementations which include a stronger authentication method (such as CHAP, described below) MUST offer to negotiate that method prior to PAP.

This authentication method is most appropriately used where a plaintext password must be available to simulate a login at a remote host. In such use, this method provides a similar level of security to the usual user login at the remote host.

Implementation Note: It is possible to limit the exposure of the plaintext password to transmission over the PPP link, and avoid sending the plaintext password over the entire network. When the remote host password is kept as a one-way transformed value, and the algorithm for the transform function is implemented in the local server, the plaintext password SHOULD be locally transformed before comparison with the transformed password from the remote host.

2.1. Configuration Option Format

A summary of the Authentication-Protocol Configuration Option format to negotiate the Password Authentication Protocol is shown below. The fields are transmitted from left to right.



Type

3

Length

4

Authentication-Protocol

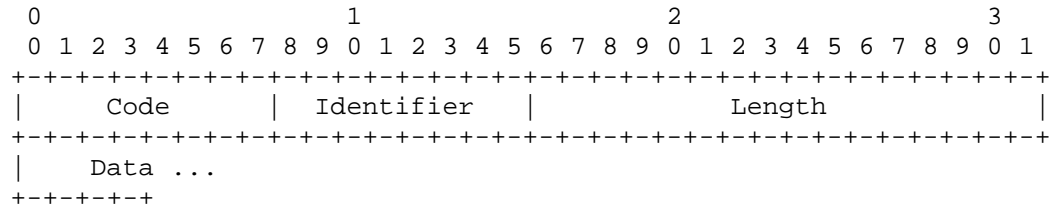
c023 (hex) for Password Authentication Protocol.

Data

There is no Data field.

2.2. Packet Format

Exactly one Password Authentication Protocol packet is encapsulated in the Information field of a PPP Data Link Layer frame where the protocol field indicates type hex c023 (Password Authentication Protocol). A summary of the PAP packet format is shown below. The fields are transmitted from left to right.



Code

The Code field is one octet and identifies the type of PAP packet. PAP Codes are assigned as follows:

- | | |
|---|----------------------|
| 1 | Authenticate-Request |
| 2 | Authenticate-Ack |
| 3 | Authenticate-Nak |

Identifier

The Identifier field is one octet and aids in matching requests and replies.

Length

The Length field is two octets and indicates the length of the PAP packet including the Code, Identifier, Length and Data fields. Octets outside the range of the Length field should be treated as Data Link Layer padding and should be ignored on reception.

Data

The Data field is zero or more octets. The format of the Data field is determined by the Code field.

2.2.1. Authenticate-Request

Description

The Authenticate-Request packet is used to begin the Password Authentication Protocol. The link peer MUST transmit a PAP packet

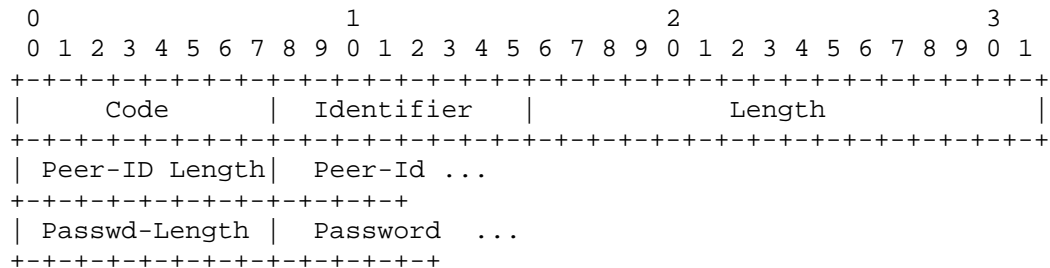
with the Code field set to 1 (Authenticate-Request) during the Authentication phase. The Authenticate-Request packet MUST be repeated until a valid reply packet is received, or an optional retry counter expires.

The authenticator SHOULD expect the peer to send an Authenticate-Request packet. Upon reception of an Authenticate-Request packet, some type of Authenticate reply (described below) MUST be returned.

Implementation Note: Because the Authenticate-Ack might be lost, the authenticator MUST allow repeated Authenticate-Request packets after completing the Authentication phase. Protocol phase MUST return the same reply Code returned when the Authentication phase completed (the message portion MAY be different). Any Authenticate-Request packets received during any other phase MUST be silently discarded.

When the Authenticate-Nak is lost, and the authenticator terminates the link, the LCP Terminate-Request and Terminate-Ack provide an alternative indication that authentication failed.

A summary of the Authenticate-Request packet format is shown below. The fields are transmitted from left to right.



Code

1 for Authenticate-Request.

Identifier

The Identifier field is one octet and aids in matching requests and replies. The Identifier field MUST be changed each time an Authenticate-Request packet is issued.

Peer-ID-Length

The Peer-ID-Length field is one octet and indicates the length of the Peer-ID field.

Peer-ID

The Peer-ID field is zero or more octets and indicates the name of the peer to be authenticated.

Passwd-Length

The Passwd-Length field is one octet and indicates the length of the Password field.

Password

The Password field is zero or more octets and indicates the password to be used for authentication.

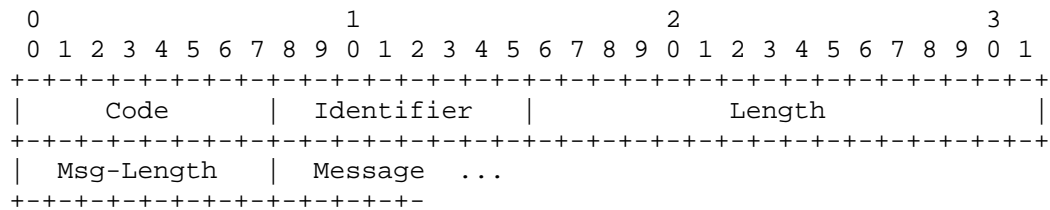
2.2.2. Authenticate-Ack and Authenticate-Nak

Description

If the Peer-ID/Password pair received in an Authenticate-Request is both recognizable and acceptable, then the authenticator MUST transmit a PAP packet with the Code field set to 2 (Authenticate-Ack).

If the Peer-ID/Password pair received in a Authenticate-Request is not recognizable or acceptable, then the authenticator MUST transmit a PAP packet with the Code field set to 3 (Authenticate-Nak), and SHOULD take action to terminate the link.

A summary of the Authenticate-Ack and Authenticate-Nak packet format is shown below. The fields are transmitted from left to right.



Code

2 for Authenticate-Ack;

3 for Authenticate-Nak.

Identifier

The Identifier field is one octet and aids in matching requests and replies. The Identifier field MUST be copied from the Identifier field of the Authenticate-Request which caused this reply.

Msg-Length

The Msg-Length field is one octet and indicates the length of the Message field.

Message

The Message field is zero or more octets, and its contents are implementation dependent. It is intended to be human readable, and MUST NOT affect operation of the protocol. It is recommended that the message contain displayable ASCII characters 32 through 126 decimal. Mechanisms for extension to other character sets are the topic of future research.

3. Challenge-Handshake Authentication Protocol

The Challenge-Handshake Authentication Protocol (CHAP) is used to periodically verify the identity of the peer using a 3-way handshake. This is done upon initial link establishment, and MAY be repeated anytime after the link has been established.

After the Link Establishment phase is complete, the authenticator sends a "challenge" message to the peer. The peer responds with a value calculated using a "one-way hash" function. The authenticator checks the response against its own calculation of the expected hash value. If the values match, the authentication is acknowledged; otherwise the connection SHOULD be terminated.

CHAP provides protection against playback attack through the use of an incrementally changing identifier and a variable challenge value. The use of repeated challenges is intended to limit the time of exposure to any single attack. The authenticator is in control of the frequency and timing of the challenges.

This authentication method depends upon a "secret" known only to the authenticator and that peer. The secret is not sent over the link. This method is most likely used where the same secret is easily accessed from both ends of the link.

Implementation Note: CHAP requires that the secret be available in plaintext form. To avoid sending the secret over other links in the network, it is recommended that the challenge and response values be examined at a central server, rather than each network access server. Otherwise, the secret SHOULD be sent to such servers in a reversably encrypted form.

The CHAP algorithm requires that the length of the secret MUST be at least 1 octet. The secret SHOULD be at least as large and unguessable as a well-chosen password. It is preferred that the secret be at least the length of the hash value for the hashing algorithm chosen (16 octets for MD5). This is to ensure a sufficiently large range for the secret to provide protection against exhaustive search attacks.

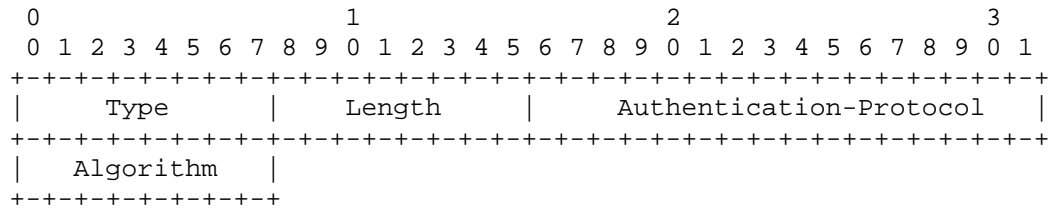
The one-way hash algorithm is chosen such that it is computationally infeasible to determine the secret from the known challenge and response values.

The challenge value SHOULD satisfy two criteria: uniqueness and unpredictability. Each challenge value SHOULD be unique, since repetition of a challenge value in conjunction with the same secret would permit an attacker to reply with a previously intercepted response. Since it is expected that the same secret MAY be used to authenticate with servers in disparate geographic regions, the challenge SHOULD exhibit global and temporal uniqueness. Each challenge value SHOULD also be unpredictable, least an attacker trick a peer into responding to a predicted future challenge, and then use the response to masquerade as that peer to an authenticator. Although protocols such as CHAP are incapable of protecting against realtime active wiretapping attacks, generation of unique unpredictable challenges can protect against a wide range of active attacks.

A discussion of sources of uniqueness and probability of divergence is included in the Magic-Number Configuration Option [1].

3.1. Configuration Option Format

A summary of the Authentication-Protocol Configuration Option format to negotiate the Challenge-Handshake Authentication Protocol is shown below. The fields are transmitted from left to right.



Type

3

Length

5

Authentication-Protocol

c223 (hex) for Challenge-Handshake Authentication Protocol.

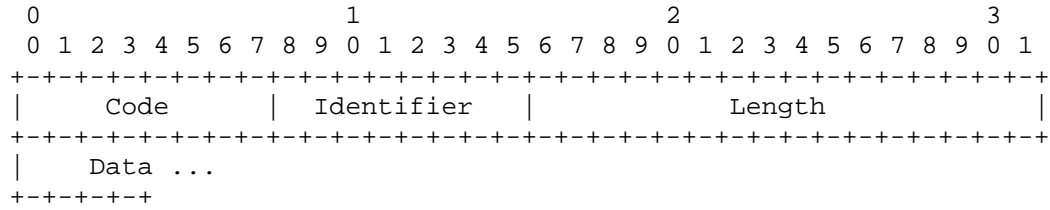
Algorithm

The Algorithm field is one octet and indicates the one-way hash method to be used. The most up-to-date values of the CHAP Algorithm field are specified in the most recent "Assigned Numbers" RFC [2]. Current values are assigned as follows:

- 0-4 unused (reserved)
- 5 MD5 [3]

3.2. Packet Format

Exactly one Challenge-Handshake Authentication Protocol packet is encapsulated in the Information field of a PPP Data Link Layer frame where the protocol field indicates type hex c223 (Challenge-Handshake Authentication Protocol). A summary of the CHAP packet format is shown below. The fields are transmitted from left to right.



Code

The Code field is one octet and identifies the type of CHAP packet. CHAP Codes are assigned as follows:

1	Challenge
2	Response
3	Success
4	Failure

Identifier

The Identifier field is one octet and aids in matching challenges, responses and replies.

Length

The Length field is two octets and indicates the length of the CHAP packet including the Code, Identifier, Length and Data fields. Octets outside the range of the Length field should be treated as Data Link Layer padding and should be ignored on reception.

Data

The Data field is zero or more octets. The format of the Data field is determined by the Code field.

3.2.1. Challenge and Response

Description

The Challenge packet is used to begin the Challenge-Handshake Authentication Protocol. The authenticator **MUST** transmit a CHAP packet with the Code field set to 1 (Challenge). Additional Challenge packets **MUST** be sent until a valid Response packet is received, or an optional retry counter expires.

A Challenge packet **MAY** also be transmitted at any time during the Network-Layer Protocol phase to ensure that the connection has not been altered.

The peer **SHOULD** expect Challenge packets during the Authentication phase and the Network-Layer Protocol phase. Whenever a Challenge packet is received, the peer **MUST** transmit a CHAP packet with the Code field set to 2 (Response).


Whenever a Response packet is received, the authenticator compares

the Response Value with its own calculation of the expected value. Based on this comparison, the authenticator MUST send a Success or Failure packet (described below).

Implementation Note: Because the Success might be lost, the authenticator MUST allow repeated Response packets after completing the Authentication phase. To prevent discovery of alternative Names and Secrets, any Response packets received having the current Challenge Identifier MUST return the same reply Code returned when the Authentication phase completed (the message portion MAY be different). Any Response packets received during any other phase MUST be silently discarded.

When the Failure is lost, and the authenticator terminates the link, the LCP Terminate-Request and Terminate-Ack provide an alternative indication that authentication failed.

A summary of the Challenge and Response packet format is shown below. The fields are transmitted from left to right.



Code

- 1 for Challenge;
- 2 for Response.

Identifier

The Identifier field is one octet. The Identifier field MUST be changed each time a Challenge is sent.

The Response Identifier MUST be copied from the Identifier field of the Challenge which caused the Response.

Value-Size

This field is one octet and indicates the length of the Value field.

Value

The Value field is one or more octets. The most significant octet is transmitted first.

The Challenge Value is a variable stream of octets. The importance of the uniqueness of the Challenge Value and its relationship to the secret is described above. The Challenge Value MUST be changed each time a Challenge is sent. The length of the Challenge Value depends upon the method used to generate the octets, and is independent of the hash algorithm used.

The Response Value is the one-way hash calculated over a stream of octets consisting of the Identifier, followed by (concatenated with) the "secret", followed by (concatenated with) the Challenge Value. The length of the Response Value depends upon the hash algorithm used (16 octets for MD5).

Name

The Name field is one or more octets representing the identification of the system transmitting the packet. There are no limitations on the content of this field. For example, it MAY contain ASCII character strings or globally unique identifiers in ASN.1 syntax. The Name should not be NUL or CR/LF terminated. The size is determined from the Length field.

Since CHAP may be used to authenticate many different systems, the content of the name field(s) may be used as a key to locate the proper secret in a database of secrets. This also makes it possible to support more than one name/secret pair per system.

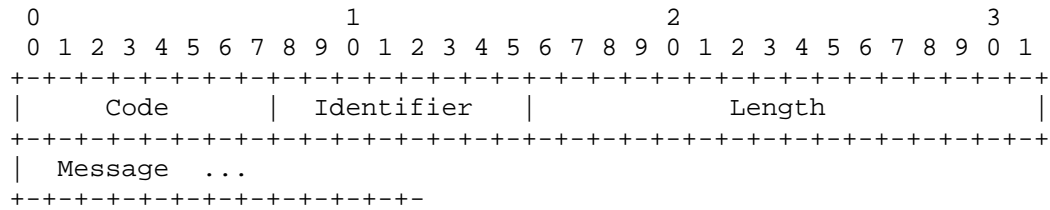
3.2.2. Success and Failure

Description

If the Value received in a Response is equal to the expected value, then the implementation MUST transmit a CHAP packet with the Code field set to 3 (Success).

If the Value received in a Response is not equal to the expected value, then the implementation MUST transmit a CHAP packet with the Code field set to 4 (Failure), and SHOULD take action to terminate the link.

A summary of the Success and Failure packet format is shown below. The fields are transmitted from left to right.



Code

- 3 for Success;
- 4 for Failure.

Identifier

The Identifier field is one octet and aids in matching requests and replies. The Identifier field MUST be copied from the Identifier field of the Response which caused this reply.

Message

The Message field is zero or more octets, and its contents are implementation dependent. It is intended to be human readable, and MUST NOT affect operation of the protocol. It is recommended that the message contain displayable ASCII characters 32 through 126 decimal. Mechanisms for extension to other character sets are the topic of future research. The size is determined from the Length field.

Security Considerations

Security issues are the primary topic of this RFC.

The interaction of the authentication protocols within PPP are highly implementation dependent. This is indicated by the use of SHOULD throughout the document.

For example, upon failure of authentication, some implementations do not terminate the link. Instead, the implementation limits the kind of traffic in the Network-Layer Protocols to a filtered subset, which in turn allows the user opportunity to update secrets or send mail to the network administrator indicating a problem.

There is no provision for re-tries of failed authentication. However, the LCP state machine can renegotiate the authentication protocol at any time, thus allowing a new attempt. It is

recommended that any counters used for authentication failure not be reset until after successful authentication, or subsequent termination of the failed link.

There is no requirement that authentication be full duplex or that the same protocol be used in both directions. It is perfectly acceptable for different protocols to be used in each direction. This will, of course, depend on the specific protocols negotiated.

In practice, within or associated with each PPP server, there is a database which associates "user" names with authentication information ("secrets"). It is not anticipated that a particular named user would be authenticated by multiple methods. This would make the user vulnerable to attacks which negotiate the least secure method from among a set (such as PAP rather than CHAP). Instead, for each named user there should be an indication of exactly one method used to authenticate that user name. If a user needs to make use of different authentication method under different circumstances, then distinct user names SHOULD be employed, each of which identifies exactly one authentication method.

Passwords and other secrets should be stored at the respective ends such that access to them is as limited as possible. Ideally, the secrets should only be accessible to the process requiring access in order to perform the authentication.

The secrets should be distributed with a mechanism that limits the number of entities that handle (and thus gain knowledge of) the secret. Ideally, no unauthorized person should ever gain knowledge of the secrets. It is possible to achieve this with SNMP Security Protocols [4], but such a mechanism is outside the scope of this specification.

Other distribution methods are currently undergoing research and experimentation. The SNMP Security document also has an excellent overview of threats to network protocols.

References

- [1] Simpson, W., "The Point-to-Point Protocol (PPP)", RFC 1331, Daydreamer, May 1992.
- [2] Reynolds, J., and J. Postel, "Assigned Numbers", RFC 1340, USC/Information Sciences Institute, July 1992.

- [3] Rivest, R., and S. Dusse, "The MD5 Message-Digest Algorithm", MIT Laboratory for Computer Science and RSA Data Security, Inc. RFC 1321, April 1992.
- [4] Galvin, J., McCloghrie, K., and J. Davin, "SNMP Security Protocols", Trusted Information Systems, Inc., Hughes LAN Systems, Inc., MIT Laboratory for Computer Science, RFC 1352, July 1992.

Acknowledgments

Some of the text in this document is taken from RFC 1172, by Drew Perkins of Carnegie Mellon University, and by Russ Hobby of the University of California at Davis.

Special thanks to Dave Balenson, Steve Crocker, James Galvin, and Steve Kent, for their extensive explanations and suggestions. Now, if only we could get them to agree with each other.

Chair's Address

The working group can be contacted via the current chair:

Brian Lloyd
Lloyd & Associates
3420 Sudbury Road
Cameron Park, California 95682

Phone: (916) 676-1147

EMail: brian@lloyd.com

Author's Address

Questions about this memo can also be directed to:

William Allen Simpson
Daydreamer
Computer Systems Consulting Services
P O Box 6205
East Lansing, MI 48826-6205

EMail: Bill.Simpson@um.cc.umich.edu

